



### LSXA3K



**Lever NOT included**

*Actual product appearance may vary.*

**Explosion-Proof Limit Switches LSX  
Non Plug-in: Side Rotary; 1NC 1NO  
SPDT Snap Action; 0.5 in - 14NPT  
conduit**

#### Features

- Sealing - applicable portions of NEMA 1, 3, 4, 6, 7, 9, and 13
- Tracking interchangeability with MICRO SWITCH ML-E1 and HDLS
- Variety of heads and non-sparking actuators
- Field adjustability matches switch to application
- Momentary, maintained, sequential, or center neutral action
- 10 A continuous carry electrical rating
- Choice of silver or gold contacts
- 1/2 or 3/4 inch conduit opening
- UL Listed, file #E61730
- CSA Certified, file #LR57327
- Internal grounding screw

#### Potential Applications

- Control valves and actuators
- Petroleum plants
- Chemical plants
- Waste treatment
- Hazardous waste handling

#### Description

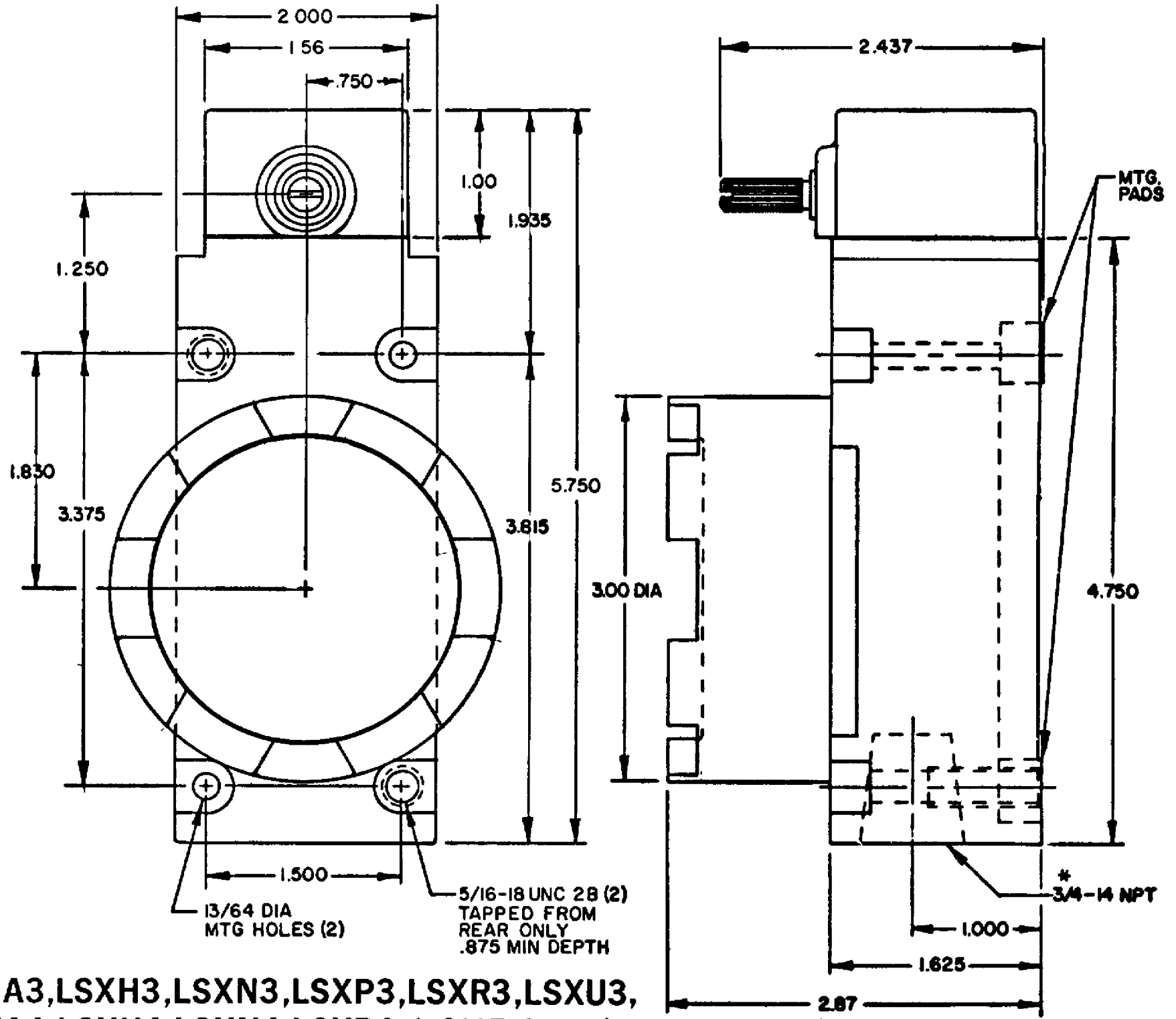
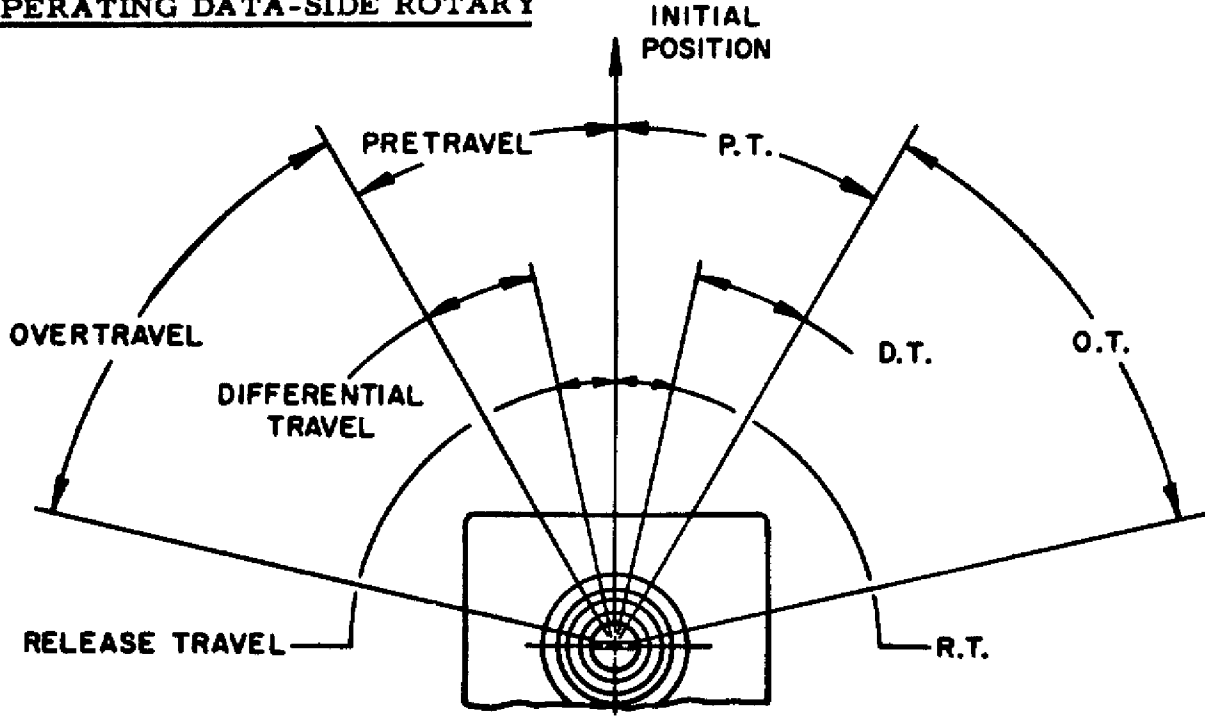
MICRO SWITCH™ LSX switches are for use either indoors or outdoors in hazardous atmospheres as they are a completely sealed, explosion-proof device. Mounting hole location and tracking is the same as the long established MICRO SWITCH ML-E1 explosion-proof switch. An optional mounting plate provides the same tracking and mounting as the standard HDLS. The majority of HDLS operating heads and circuitry options are available on the LSX. Standard HDLS levers are used, but because of explosion-proof requirements, only nylon rollers or other non-sparking material can be selected. Plunger and cat whisker types listed in the LSX order guide are non-sparking materials. The MICRO SWITCH™ LSX withstands pressure of an internal explosion and cools the exploding gases below the kindling temperature of the explosive atmosphere. Flame paths are provided by the cover-housing threads and an extended plunger between the switch cavity and head.

Product Specifications	
Availability	Global
Operating Force (O.F.)	0,45 N m max. [4 in lb max.]
Pretravel (P.T.)	15° max.
Overtravel (O.T.)	60° min.
Differential Travel (D.T.)	5° max.
Product Type	MICRO SWITCH™ Weather-Sealed, Explosion-Proof Limit Switches
Actuator	Side Rotary
Lever Style	Lever Not Included - Reference Lever Required Accessory
Circuitry	1NC 1NO Single-Pole Double-Throw, Snap-Action, Double-Break
Ampere Rating	10 A (Thermal)
Supply Voltage	600 Vac and 250 Vdc max.
Housing Material	Zinc Die-Cast
Termination Type	0.5 in - 14NPT conduit
Housing Type	LSX Non Plug-in
Series Name	LSX
Sealing	NEMA 1, 3, 4, 6, 7 (Class 1, Division 1, Groups B, C, D), 9 (Class 2, Division 1, Groups E, F, G), 13
Approvals	UL listed, CSA Certified
CSA File #	LR57327
UL File #	E61730
Operating Temperature Range	-12 °C to 121 °C [10 °F to 250 °F]
UNSPSC Code	302119
UNSPSC Commodity	302119 Switches and controls and relays
Sealed	Explosion-proof

# SIDE ROTARY

NOTE  
 1 - EXPLOSION PROOF-UNDERWRITERS LAB INC. LISTED FOR HAZARDOUS LOCATIONS CLASS I, GROUPS B,C, AND D; CLASS II GROUPS E,F AND G

**OPERATING DATA-SIDE ROTARY**



TYPE LSXA3,LSXH3,LSXN3,LSXP3,LSXR3,LSXU3, LSXA4,LSXH4,LSXN4,LSXP4,LSXR4 and LSXM4 and LSXU4  
 \*(LSXA3,LSXH3,LSXN3 LSXP3,LSXR3 and LSXU3 HAVE 1/2-14 NPT CONDUIT OPENINGS)

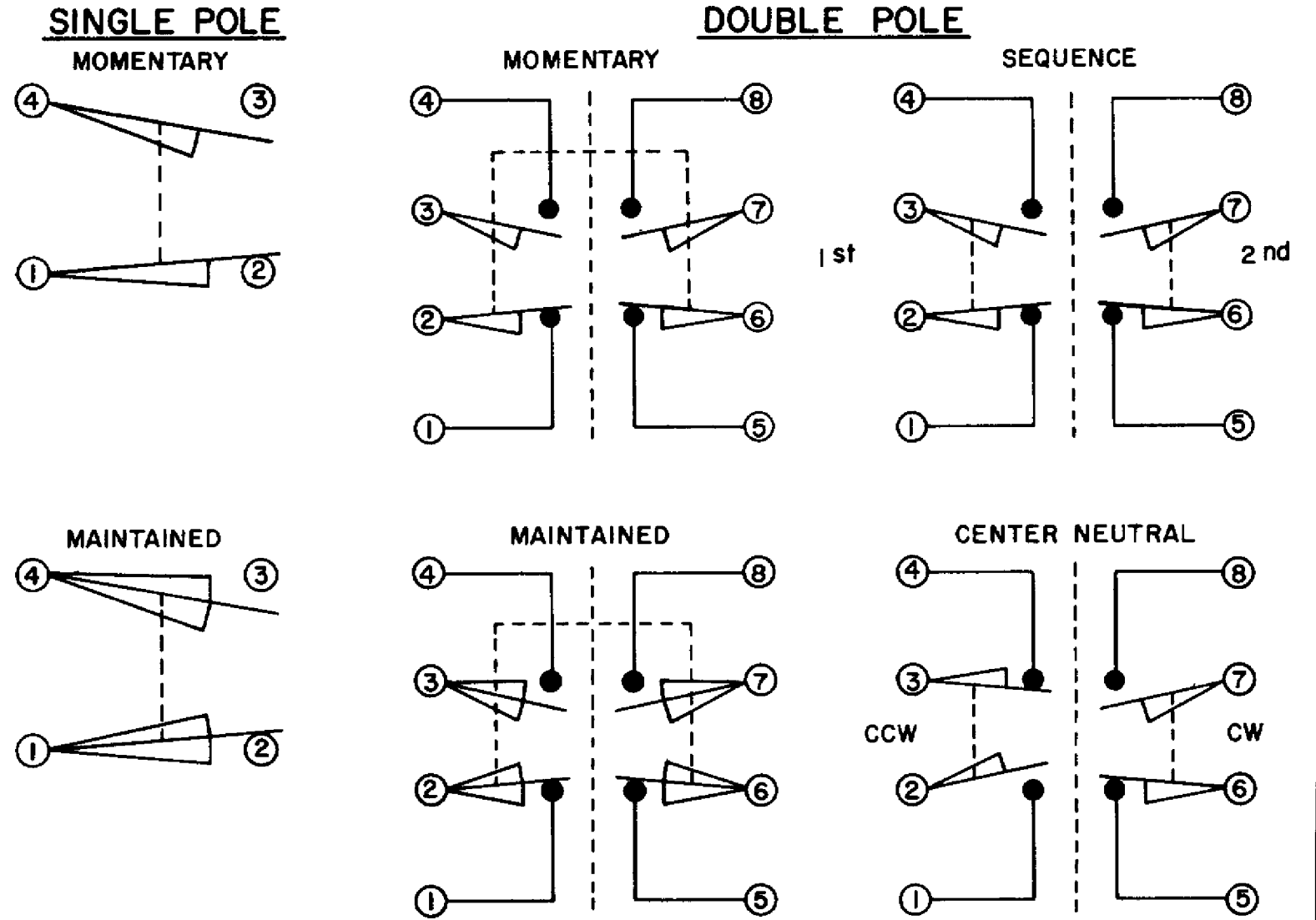
**ELECTRICAL RATINGS**

10 AMP CONT.

A.C. VOLTAGE	AMPS AT .35 POWER FACTOR			
	SINGLE POLE		DOUBLE POLE	
	MAKE	BREAK	MAKE	BREAK
120	60	6	30	3
240	30	3	15	1.5
480	15	1.5	7.5	.75
600	12	1.2	6	.6

D.C. VOLTAGE	MAKE & BREAK INDUCTIVE	RESISTIVE
120	0.25	0.80
240	0.15	0.40

WIRING BASIC SWITCH (SAME POLARITY MUST BE OBSERVED)



OPERATING CHARACTERISTICS	LSXA MOMENTARY		LSXR MOMENTARY LOW TORQUE		LSXN MAINTAINED	LSXP MOMENTARY LOW PRETRAVEL AND DIFF. TRAVEL		LSXH MOMENTARY LOW PRETRAVEL AND LOW TORQUE		LSXL SEQUENCE DOUBLE POLE ONLY	LSXM CENTRAL NEUTRAL DOUBLE POLE ONLY	LSXU LOW PRETRAVEL	
	Single Pole	Double Pole	Single Pole	Double Pole		Single Pole	Double Pole	Single Pole	Double Pole			Single Pole	Double Pole
PRETRAVEL (MAX)	15°	15°	15°	15°	65°	9°	9°	9°	9°	1st Step 15° 2nd Step 10° Additional	18°	5°	
OVERTRAVEL (MIN)	60°	60°	60°	60°	20°	68°	68°	68°	68°	48°	57°	70°	
DIFFERENTIAL TRAVEL (MAX)	5°	7°	5°	7°	40°	3°	4°	3°	4°	5°	10°	5°	4°
TOTAL TRAVEL (REF)	75°	75°	75°	75°	90°	75°	75°	75°	75°	75°	75°	75°	
OPERATING TORQUE (MAX)	4 IN. LBS	1.7 IN. LBS	4 IN. LBS	1.7 IN. LBS	4 IN. LBS	4 IN. LBS	1.7 IN. LBS	4 IN. LBS	1.7 IN. LBS	4 IN. -LBS	4 IN. -LBS.	4 IN. LBS	
FULL TRAVEL TORQUE (MAX)	4 IN. LBS	1.7 IN. LBS	—	—	—	4 IN. LBS	1.7 IN. LBS	4 IN. LBS	1.7 IN. LBS	4 IN. -LBS	4 IN. -LBS	4 IN. LBS	

MICRO SWITCH a Honeywell Division  
 SWITCH - ENCLOSED  
 LSX SERIES CHART 1  
 THIS DRAWING COVERS A PROPRIETARY ITEM AND IS THE PROPERTY OF MICRO SWITCH, A DIVISION OF HONEYWELL. THIS DRAWING IS NOT TO BE COPIED OR USED WITHOUT THE APPROVAL OF MICRO SWITCH.  
 CATALOG LISTING  
 ONE PLACE (0) 1.020  
 TWO PLACES (00) 1.015  
 THREE PLACES (000) 1.005  
 DO NOT SCALE PRINT  
 UNLESS OTHERWISE SPECIFIED TOLERANCES ARE  
 THIRD ANGLE PROJECTION  
 SCALE  
 PAGE 1 OF 3

**M** LSX SERIES CHART 1 PAGE 1 OF 3